






The Shabby Sheep Calendar for July 2010
 sign up today: 214.953.0331

Sunday	Monday	Tuesday	Wednesday	Thursday	Friday	Saturday
				1	2	3
					Quick Start Knitting 2:00 - 3:30	
4	5	6	7	8	9	10
		Quick Start Knitting 2:30 - 4:00 	Basic Socks (1/4) 11:00 - 12:30	Continental Knitting Workshop 3:00 - 4:30 No PJ and Purls*	Sublime Baby Sweater (1/4) 12:30 - 2:00 	
	12	13	14	15	16	17
		Bitty Bump Baby Sweater (1/2) 11:00 - 12:30 Quick Start Crochet 2:30 - 4:00	Basic Socks (2/4) 11:00 - 12:30 Noro Summer Scarf 2:00 - 3:30	No PJ and Purls*	Sublime Baby Sweater (2/4) 12:30 - 2:00	
18	19	20	21	22	23	24
		Bitty Bump Baby Sweater (2/2) 11:00 - 12:30 1 Skein Chunky Scarf 2:30 - 4:00 Great American Afghan 5:00 - 7:00	Basic Socks (3/4) 11:00 - 12:30 Mohair Ruffle Scarf 2:00 - 3:30	Quick Start Knit 12:30 - 2:00 Next Step Knitting 3:00 - 4:30 No PJ and Purls*	Sublime Baby Sweater (3/4) 12:30 - 2:00 Easy Lace Mohair Wrap 3:00 - 4:30	Quick Start Knit 11:00 - 12:30 Seamingly Simple 2:00 - 3:30
	26	27	28	29	30	31
		Citron Shawlette 11:00 - 12:30 Next Step Knitting 2:00 - 3:30	Basic Socks (4/4) 11:00 - 12:30 Corkie Scarf 2:00 - 3:30	Great American Afghan 1:30 - 3:30 Reading Graphs Workshop 4:30 - 6:00 No PJ and Purls*	Sublime Baby Sweater (4/4) 12:30 - 2:00 1 Skein Chunky Scarf 2:30 - 4:00	Corkie Scarf 11:00 - 12:30 Next Step 2:00 - 3:30 

*PJs and Purls will be relocated to Crooked Tree Coffeehouse until the end of Summer.

Basic Sock

Class Dates: Wednesdays: 7/7, 7/14, 7/21, 7/28 10:30 – 12:00

Skill Level: Advanced Beginner

For summer we're taking the easy way: learn the fundamentals of sock knitting with worsted weight Boomerang from Fiesta. What's that mean: the same techniques, but with bigger needles, so faster results. And, you'll have a cozy pair of house or clog socks when you're done. In 4 weeks you'll tackle casting onto double pointed needles, knitting in the round, turning a heel, picking up a gusset and grafting the toe. A perfect portable project for summer road trips and days by the pool! Cost: \$75 plus supplies.

Sublime Cotton Baby Sweater

Class Dates: Fridays, 7/9, 7/16, 7/23, 7/30 12:30 – 2:00

Skill Level: Advanced Beginner

This super cute sweater is the perfect weight for the early fall here in Dallas, and the super-soft Sublime Cotton Kapok is a joy to work with. 10 colors to choose from. You'll learn how to read a pattern, knit the design, as well as do the seaming. Cost: \$80 plus supplies.

Bitty Bump Baby Sweater:

Class Dates: Tuesdays 7/13, 7/20 11:00 – 12:30

Skill Level: Advanced Beginner

This is an instant class here at the Shabby Sheep. Whip one up in either the girl style or the boy style for the favorite baby on your list. You'll learn pattern reading, top down sweater knitting, and a few other nifty techniques. \$60 plus supplies

Noro Summer Scarf

Class Date: Wednesday, 7/14 2:00 – 3:30

Skill Level: Advanced Beginner

Give us 90 minutes of your time and you'll be on your way to the perfect summer accessory. Made out of cotton/wool blend from Noro, you'll have a lighter weight scarf with fabulous stripes of color. So much fun, you're sure to make more than one! Cost: \$25 plus supplies.

Citron Shawlette

Class Date: Tuesday, 7/27 11:00 – 12:30

Skill Level: Advanced Beginner

Just one skein of supersoft Malabrigo Lace (or silky Zephyr) transforms itself into this adorable shoulder wrap. Learn a few technique stitches, as well as how to keep track of your rows. In just 90 min you'll be on your way. Perfect for over sundresses this summer or as a kerchief this fall. Pattern is free on Ravelry.com. Cost: \$25 plus supplies.

Workshops: These one time 90-minute classes teach skills or basic projects, and are a great a way to grow your skills. Cost: \$25 ea.

Quick Start Knit: (multiple classes) Friday 7/2 2:00 – 3:30, Mon. 7/6 2:30 – 4:00, Thursday 7/22 12:30 – 2:00, Saturday 7/24 11:00 – 12:30

Want to learn the basics? If you have never knit at all, this class is for you. In just 90 minutes you'll learn to cast-on, knit, and bind off – enough skills to make a scarf. You'll need worsted weight yarn and size 8 needles. Supplies are available at the class.

Quick Start Crochet: Tuesday 7/13 2:30 – 4:00

Want to start hooking? We mean with yarn and a crochet hook of course. You'll learn the basics of single crochet, double crochet and a couple other flips of the wrist that'll get you going. A great way to see if you're interested, or just dusting off your hooks.

Next Step Knitting: (multiple classes): Thursday 7/22 3:00 – 4:30, Tuesday 7/27 2:00 – 3:30, Saturday 7/31 2:00 – 3:30

If you've taken our Quick Start knitting, or have mastered the knit stitch, this is just the class to build on your skills. Learn to purl, combine knit and purl stitches, execute and understand basic increase and decrease techniques, as well as a few bind off methods.

Continental Knitting: Thursday, 7/8 3:00 – 4:30

Want to knit faster? Learn the technique for holding the yarn in your left hand and "picking" the stitches, rather than "throwing" them. Not only will it allow you to knit faster, but it's also an essential step in fair isle knitting. Tons of fun.

Reading Graphs: Thursday 7/29, 4:30 – 6:00

Learning how to properly read the format and symbols of graphs will open up tons of new knitting opportunities from cables and lace designs to intricate color work. A great introduction to an integral part of more sophisticated knitting.

Seamingly Simple: Saturday 7/24 2:00 – 3:30

Nothing can ruin a beautiful garment like ugly seams. Learn how to neatly weave in ends, and seam together to get confidence in your finishing work. Bring three 5-inch stockinette squares with you to the class (all of the same gauge yarn), leave 2 live on the needle.

One Skein Chunky Scarf

Class Date: Tuesday 7/20 11:00 – 12:30

Or – Friday 7/30 2:30 – 4:00

Skill Level: Advanced Beginner Crochet

Whip up a fun and funky chunky scarf out of shop-fave Cascade Magnum. Learn the "nupp" technique used for traditional lace knitting, but made modern with our big chunky design. The perfect scarf for the fashion-forward on your list. Cost \$25 plus supplies.

Mohair Ruffle Scarf

Class Date: Wednesday, 7/21 2:00 – 3:30

Skill Level: Intermediate

This floaty scarf is the perfect accessory made from a single skein of Kidsilk Haze. Learn how to shape using short rows, as well as other ruffle-inducing techniques. There's prep work for this one, so make sure you come in ahead of time to get your supplies and be ready for class. Cost: \$25 plus supplies.

Easy Lace Mohair Wrap

Class Date: Friday 7/23 3:00 – 4:30

Skill Level: Intermediate

This wrap is elegant enough for a formal event, but can be scrunched down and worn as a scarf with almost any outfit. A skein of mohair is transformed with a traditional feather and fan lace technique and really big needles. A great introduction to lace. Cost: \$25 plus supplies.

"Corkie" Beaded Scarf

Class Date: Wednesday, 7/28 2:00 – 3:30

Or – Saturday 7/31 11:00 – 12:30

Skill Level: Advanced Beginner

A new project with the beautiful sequin and beaded yarns from ArtYarns. This miniature version of the "potato chip" scarf will be the most elegant accessory in your wardrobe. So pretty and feminine. Learn short rows and how to count stitches. Cost: \$25 plus supplies.